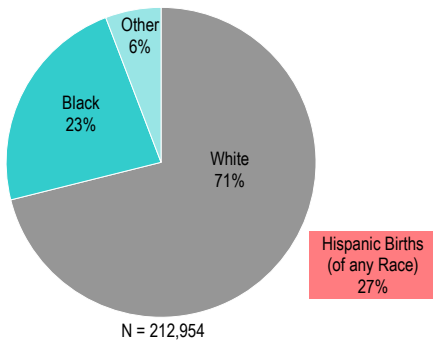




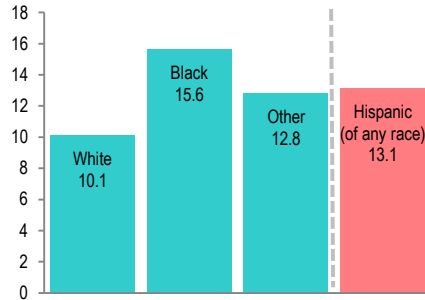
Florida Mothers & Babies

Only as high as I can reach can I grow.
 Only as far as I seek can I go.
 Only as deep as I look can I see.
 Only as much as I dream can I be.
 -Karen Ravn

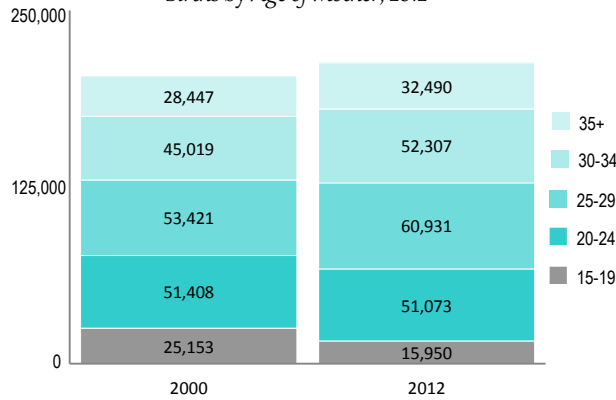
Births by Race, 2012



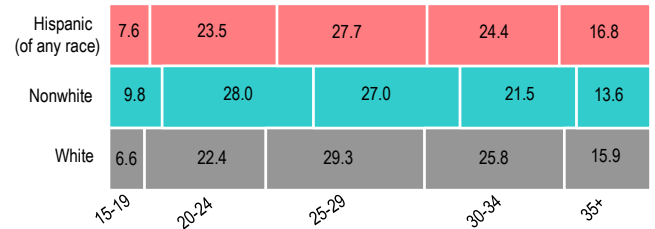
Birth Rates (per 1,000 population) within Race, 2012



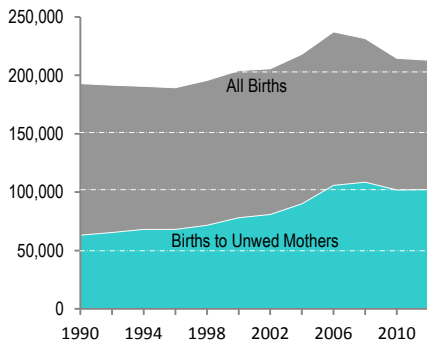
Births by Age of Mother, 2012



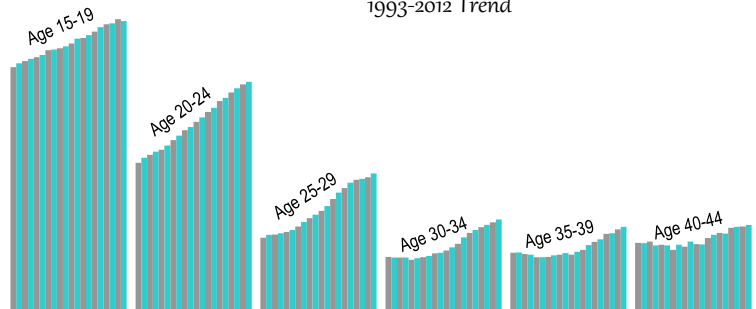
Percent of Births by Age Group within Race, 2012



Births over Time



Percent of Births to Unwed Mothers by Age Group 1993-2012 Trend



Select Birth Indicators

2007 % within all Births		2012		2012		Hispanic (of any Race)
		White	Nonwhite	White	Nonwhite	
239,120	212,954	Number of Births		150,866	61,327	57,798
20.9	15.3	Mother Did Not Complete High School		21,821	10,420	13,436
7.1	6.7	Mother Smoking Status Yes		11,899	2,227	912
20.0	21.8	Mother BMI Obese		28,309	15,485	11,173
24.2	25.2	Mother BMI Overweight		35,355	15,060	15,255
32.7	30.2	Mother Born Outside U.S.		43,398	20,382	36,958
88.2	85.5	Father Identified on Birth Certificate		135,734	45,658	51,793
46.1	48.0	Unwed Mother at Birth		63,507	38,319	29,577
15.3	14.6	Prenatal Visits < 8		18,582	11,750	8,010
6.0	4.8	Received Late or No Prenatal Care		5,947	3,560	2,443
29.9	29.0	Kotelchuck Index < Adequate		38,266	18,920	15,618
12.4	13.4	High Risk Pregnancy		19,052	9,343	6,817
37.2	38.1	Caesarean Section		57,328	23,558	23,984
14.2	14.3	Pre Term Birth < 37 weeks		19,761	10,538	8,662
2.2	2.2	Pre Term Birth < 32 weeks		2,615	1,998	1,112
8.7	8.6	Low Birthweight < 2500 Grams		10,918	7,306	4,212
1.6	1.6	Very Low Birthweight < 1500 Grams		1,835	1,560	772
3.2	3.2	Multiple Baby Birth		4,811	2,033	1,553
7.1	6.0	Infant Deaths		687	596	292
23.3	22.0	Inter Pregnancy Interval < 18 Months		29,929	12,861	10,300
18.3	16.7	Repeat Births to Teens		1,541	1,146	783
78.3	81.5	Breastfeeding Initiated at Birth		126,544	45,259	50,359
46.5	53.9	WIC Prenatal Participation		73,163	40,585	36,942
43.0	51.2	Medicaid Birth		69,562	38,792	30,543
11.6	7.8	Uninsured Birth		12,260	4,183	9,096
44.3	40.1	Private Insurance Birth		67,484	17,416	17,129

Select Birth Indicators within Mother's Age Group, 2012

	Number of Births	No Previous Live Birth	Kotelchuck < Adequate	WIC Prenatal Participation	Medicaid Birth	Low Birth Weight
15-19	15,950	82.4	40.3	83.8	81.5	10.0
20-24	51,073	52.0	34.5	73.1	72.8	8.7
25-29	60,931	38.7	28.3	51.5	50.0	7.8
30-34	52,307	30.6	24.6	38.9	34.4	8.2
35 +	32,490	23.9	23.0	37.5	31.5	9.9

