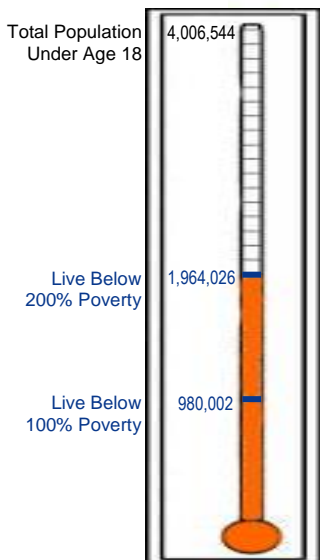
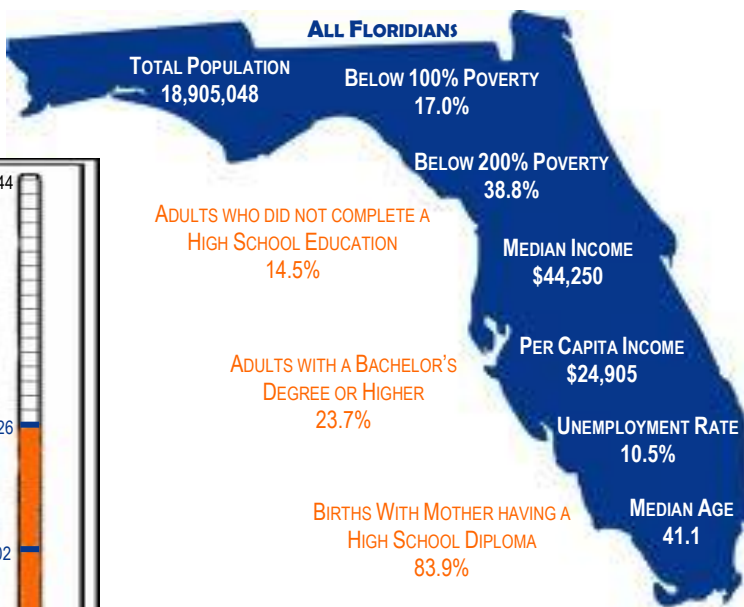




FLORIDA

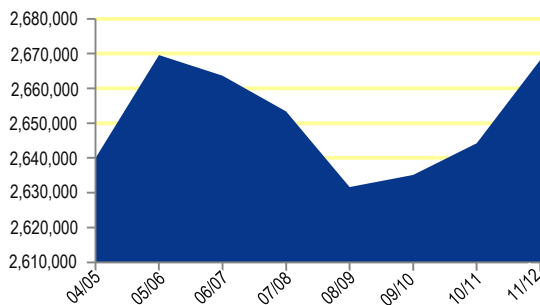
EDUCATION SNAPSHOT

DEMOGRAPHICS

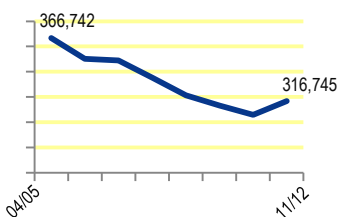


EDUCATION ENROLLMENT OVER TIME

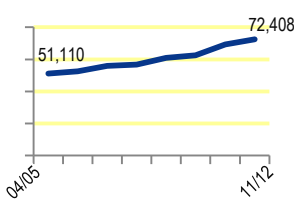
PUBLIC SCHOOL ENROLLMENT PK-12



PRIVATE SCHOOL ENROLLMENT



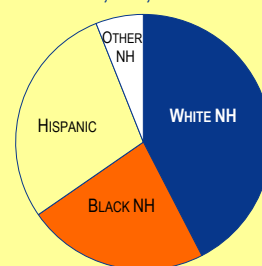
CHILDREN REGISTERED IN HOME EDUCATION PROGRAMS



PUBLIC EDUCATION PK - 12

STUDENT ENROLLMENT

2,668,155



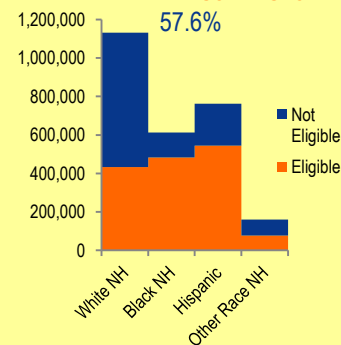
EXCEPTIONAL STUDENT EDUCATION ENROLLMENT

497,338

ENGLISH LANGUAGE LEARNER ENROLLMENT

243,835

FREE AND REDUCED LUNCH



HIGH SCHOOL GRADUATION RATE

TOTAL	74.5%
WHITE NON-HISPANIC	79.4%
BLACK NON-HISPANIC	63.7%
HISPANIC	72.9%

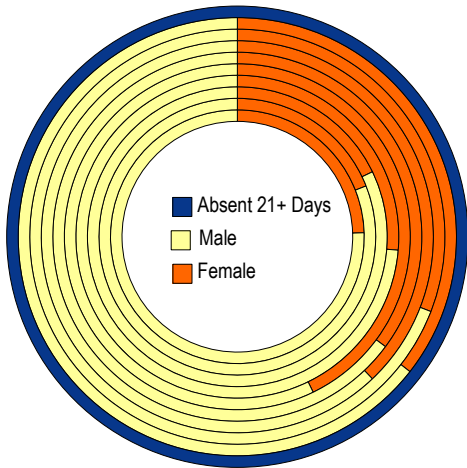
HIGH SCHOOL DROPOUT RATE

TOTAL	1.9%
WHITE NON-HISPANIC	1.4%
BLACK NON-HISPANIC	3.1%
HISPANIC	1.9%



EDUCATION RISK FACTORS PUBLIC SCHOOLS

EDUCATION DISRUPTION FACTORS



Total Number of Incidents

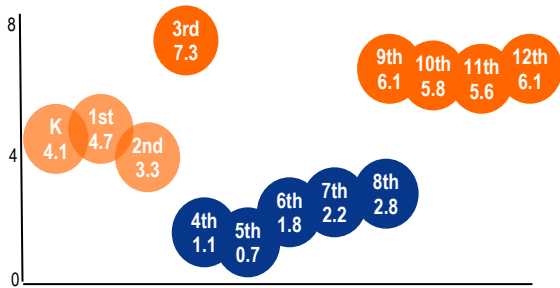
Absent 21+ Days	279,010
In School Suspensions	228,198
Out of School Suspensions	197,488
Non Promotion	103,714
Referrals to Additional Programs	74,154
Dropout	27,124
Placements in Alternative Settings	6,528
Corporal Punishments	2,966
Physical Restraint & Seclusion	1,346
Expelled With or Without Services	1,004

63,685 STUDENTS
IDENTIFIED AS
HOMELESS

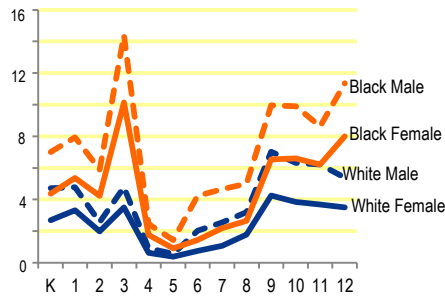
PK - 12 Enrollment

Male	51%
Female	49%

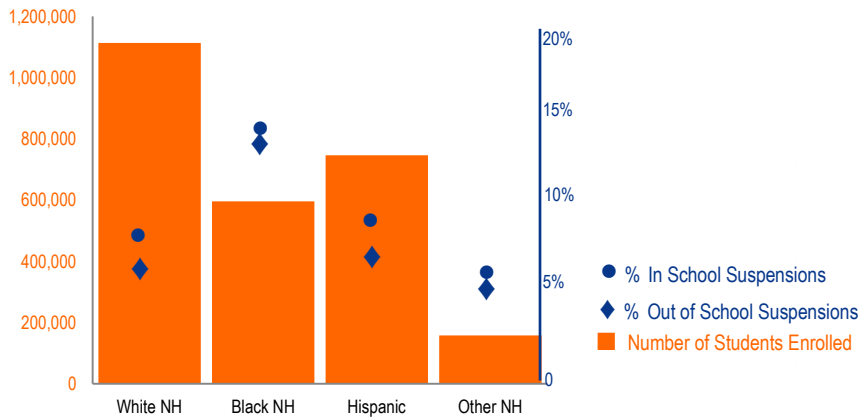
PERCENT OF NON-PROMOTION WITHIN GRADE LEVEL



PERCENT OF NON-PROMOTION WITHIN GENDER, RACE AND GRADE LEVEL



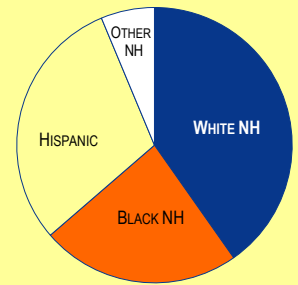
PUBLIC SCHOOL ENROLLMENT AND RATES OF SUSPENSIONS WITHIN RACE



PUBLIC EDUCATION PK - 3

STUDENT ENROLLMENT

868,849

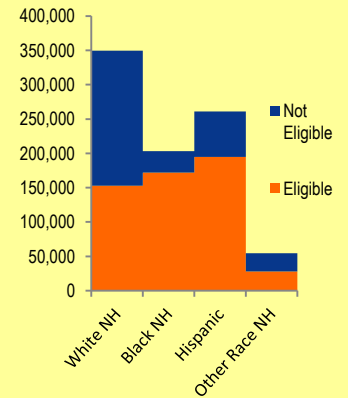


ABSENT 21+ DAYS
67,540

CORPORAL PUNISHMENTS
875

DROPOUT
3,643

FREE AND REDUCED LUNCH
63.0%



SUSPENSIONS

