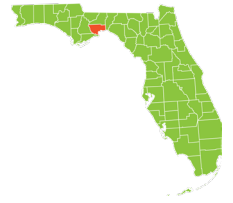


OVERALL COUNTY RANK


7

– 2020 FLORIDA CHILD WELL-BEING INDEX –

# Wakulla




Keeping a focus on where counties can make life better for our children & families



**ECONOMIC WELL-BEING**  
DOMAIN RANK  
**6**

	Baseline Year	%	Current Year	%	Number	Change
Children in poverty	2013	22.2	2018	16.2	1,110	👍
Unemployment rate	2014	5.2	2019	2.9	434	👍
High housing cost burden (>30% income spent)	2009-2013	32.0	2014-2018	20.9	2,316	👍
Teens not in school and not working	2009-2013	9.0	2014-2018	12.1	155	👎



**EDUCATION WELL-BEING**  
DOMAIN RANK  
**7**

	Baseline Year	%	Current Year	%	Number	Change
3 & 4 year old children not enrolled in school	2009-2013	42.2	2014-2018	32.8	170	👍
4th grade students not proficient in English Language Arts	2014-2015	72	2018-2019	65	233	👍
8th grade students not proficient in math	2014-2015	86	2018-2019	82	162	👍
High school students not graduating on time	2013-2014	24.9	2018-2019	8.4	32	👍



**HEALTH WELL-BEING**  
DOMAIN RANK  
**64**

	Baseline Year	%	Current Year	%	Number	Change
Low-birthweight babies	2013	6.9	2018	10.7	36	👎
Uninsured children	2013	10.8	2018	6.6	479	👍
Overweight and obese 1st, 3rd & 6th grade students	2013-2014	36.2	2018-2019	37.9	370	👎
High school teens who used alcohol/drugs (past 30 days)	2014	40.5	2018	42.1	140	👎



**FAMILY & COMMUNITY**  
DOMAIN RANK  
**3**

	Baseline Year	%	Current Year	%	Number	Change
Children in single parent families	2009-2013	35.0	2014-2018	22.7	1,357	👍
Children living in high poverty areas	2009-2013	0.0	2014-2018	0.0	0	Unchanged
Children with verified maltreatment (per 1,000)	2013-2014	7.8	2018-2019	7.1	50	Unchanged
Youth contacts with the juvenile justice system (per 1,000)	2013-2014	17.2	2018-2019	15.4	51	👍

We all do better when Florida's children succeed. Find out how you can act locally and at the state level to ensure: (1) Children have access to health care; (2) Communities prevent child abuse, juvenile justice involvement, and substance abuse; and (3) Parents have educational and work opportunities that support their families.



[www.floridakidscount.org](http://www.floridakidscount.org)  
 /floridakidscount  @FLKidsCount  @flkidscount





# 2020 Florida Child Well-Being Index



Keeping a focus on where counties can make life better for our children & families

**ECONOMIC WELL-BEING**

	Baseline Year	%	Current Year	%	Number	Change
Children in poverty	2013	24.8	2018	20.0	831,420	👍
Unemployment rate	2014	6.3	2019	3.1	320,689	👍
High housing cost burden (>30% income spent)	2009-2013	41.4	2014-2018	35.5	2,705,684	👍
Teens not in school and not working	2009-2013	9.5	2014-2018	7.3	70,558	👍

**EDUCATION WELL-BEING**

	Baseline Year	%	Current Year	%	Number	Change
3 & 4 year old children not enrolled in school	2009-2013	49.6	2014-2018	48.6	222,270	Unchanged
4th grade students not proficient in English Language Arts	2014-2015	73	2018-2019	70	147,939	👍
8th grade students not proficient in math	2014-2015	81	2018-2019	79	103,199	👍
High school students not graduating on time	2013-2014	23.9	2018-2019	13.1	27,731	👍

**HEALTH WELL-BEING**

	Baseline Year	%	Current Year	%	Number	Change
Low-birthweight babies	2013	8.5	2018	8.7	19,271	Unchanged
Uninsured children	2013	11.9	2018	7.6	331,182	👍
Overweight and obese 1st, 3rd & 6th grade students	2013-2014	35.4	2018-2019	35.1	211,743	Unchanged
High school teens who used alcohol/drugs (past 30 days)	2014	36.3	2018	29.5	9,187	👍

**FAMILY & COMMUNITY**

	Baseline Year	%	Current Year	%	Number	Change
Children in single parent families	2009-2013	35.1	2014-2018	35.0	1,257,688	Unchanged
Children living in high poverty areas	2009-2013	14.1	2014-2018	9.9	410,752	👍
Children with verified maltreatment (per 1,000)	2013-2014	8.0	2018-2019	6.7	28,554	👍
Youth contacts with the juvenile justice system (per 1,000)	2013-2014	23.2	2018-2019	15.2	29,369	👍

We all do better when Florida's children succeed. Find out how you can act locally and at the state level to ensure: (1) Children have access to health care; (2) Communities prevent child abuse, juvenile justice involvement, and substance abuse; and (3) Parents have educational and work opportunities that support their families.