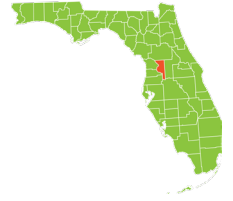


OVERALL COUNTY RANK


24

– 2020 FLORIDA CHILD WELL-BEING INDEX –

Sumter




Keeping a focus on where counties can make life better for our children & families



ECONOMIC WELL-BEING
DOMAIN RANK
48

	Baseline Year	%	Current Year	%	Number	Change
Children in poverty	2013	33.5	2018	26.6	2,378	👍
Unemployment rate	2014	8.4	2019	4.6	1,502	👍
High housing cost burden (>30% income spent)	2009-2013	24.4	2014-2018	22.8	12,444	👍
Teens not in school and not working	2009-2013	14.9	2014-2018	16.5	375	👎



EDUCATION WELL-BEING
DOMAIN RANK
24

	Baseline Year	%	Current Year	%	Number	Change
3 & 4 year old children not enrolled in school	2009-2013	65.3	2014-2018	64.2	523	👍
4th grade students not proficient in English Language Arts	2014-2015	69	2018-2019	64	432	👍
8th grade students not proficient in math	2014-2015	83	2018-2019	77	292	👍
High school students not graduating on time	2013-2014	16.6	2018-2019	12.8	68	👍



HEALTH WELL-BEING
DOMAIN RANK
37

	Baseline Year	%	Current Year	%	Number	Change
Low-birthweight babies	2013	7.6	2018	9.6	46	👎
Uninsured children	2013	12.3	2018	7.3	689	👍
Overweight and obese 1st, 3rd & 6th grade students	2013-2014	28.4	2018-2019	34.6	713	👎
High school teens who used alcohol/drugs (past 30 days)	2014	35.9	2018	32.3	135	👍



FAMILY & COMMUNITY
DOMAIN RANK
17

	Baseline Year	%	Current Year	%	Number	Change
Children in single parent families	2009-2013	33.8	2014-2018	32.0	2,301	👍
Children living in high poverty areas	2009-2013	12.9	2014-2018	1.0	90	👍
Children with verified maltreatment (per 1,000)	2013-2014	5.5	2018-2019	6.5	71	Unchanged
Youth contacts with the juvenile justice system (per 1,000)	2013-2014	24.3	2018-2019	20.8	102	👍

We all do better when Florida's children succeed. Find out how you can act locally and at the state level to ensure: (1) Children have access to health care; (2) Communities prevent child abuse, juvenile justice involvement, and substance abuse; and (3) Parents have educational and work opportunities that support their families.



www.floridakidscount.org
 /floridakidscount  @FLKidsCount  @flkidscount





2020 Florida Child Well-Being Index



Keeping a focus on where counties can make life better for our children & families

ECONOMIC WELL-BEING

	Baseline Year	%	Current Year	%	Number	Change
Children in poverty	2013	24.8	2018	20.0	831,420	👍
Unemployment rate	2014	6.3	2019	3.1	320,689	👍
High housing cost burden (>30% income spent)	2009-2013	41.4	2014-2018	35.5	2,705,684	👍
Teens not in school and not working	2009-2013	9.5	2014-2018	7.3	70,558	👍

EDUCATION WELL-BEING

	Baseline Year	%	Current Year	%	Number	Change
3 & 4 year old children not enrolled in school	2009-2013	49.6	2014-2018	48.6	222,270	Unchanged
4th grade students not proficient in English Language Arts	2014-2015	73	2018-2019	70	147,939	👍
8th grade students not proficient in math	2014-2015	81	2018-2019	79	103,199	👍
High school students not graduating on time	2013-2014	23.9	2018-2019	13.1	27,731	👍

HEALTH WELL-BEING

	Baseline Year	%	Current Year	%	Number	Change
Low-birthweight babies	2013	8.5	2018	8.7	19,271	Unchanged
Uninsured children	2013	11.9	2018	7.6	331,182	👍
Overweight and obese 1st, 3rd & 6th grade students	2013-2014	35.4	2018-2019	35.1	211,743	Unchanged
High school teens who used alcohol/drugs (past 30 days)	2014	36.3	2018	29.5	9,187	👍

FAMILY & COMMUNITY

	Baseline Year	%	Current Year	%	Number	Change
Children in single parent families	2009-2013	35.1	2014-2018	35.0	1,257,688	Unchanged
Children living in high poverty areas	2009-2013	14.1	2014-2018	9.9	410,752	👍
Children with verified maltreatment (per 1,000)	2013-2014	8.0	2018-2019	6.7	28,554	👍
Youth contacts with the juvenile justice system (per 1,000)	2013-2014	23.2	2018-2019	15.2	29,369	👍

We all do better when Florida's children succeed. Find out how you can act locally and at the state level to ensure: (1) Children have access to health care; (2) Communities prevent child abuse, juvenile justice involvement, and substance abuse; and (3) Parents have educational and work opportunities that support their families.