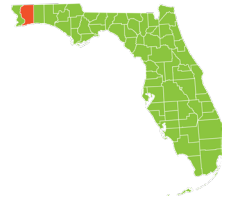


OVERALL  
COUNTY RANK


2

– 2020 FLORIDA CHILD WELL-BEING INDEX –

# Santa Rosa




Keeping a focus on where counties can make life better for our children & families



**ECONOMIC  
WELL-BEING**  
DOMAIN RANK  
**2**

	Baseline Year	%	Current Year	%	Number	Change
Children in poverty	2013	17.7	2018	12.2	4,711	👍
Unemployment rate	2014	5.5	2019	3.0	2,455	👍
High housing cost burden (>30% income spent)	2009-2013	33.0	2014-2018	25.8	15,840	👍
Teens not in school and not working	2009-2013	9.3	2014-2018	7.3	625	👍



**EDUCATION  
WELL-BEING**  
DOMAIN RANK  
**4**

	Baseline Year	%	Current Year	%	Number	Change
3 & 4 year old children not enrolled in school	2009-2013	51.0	2014-2018	56.8	2,286	👎
4th grade students not proficient in English Language Arts	2014-2015	66	2018-2019	65	1,310	👍
8th grade students not proficient in math	2014-2015	65	2018-2019	49	1,013	👍
High school students not graduating on time	2013-2014	17.2	2018-2019	11.1	246	👍



**HEALTH  
WELL-BEING**  
DOMAIN RANK  
**1**

	Baseline Year	%	Current Year	%	Number	Change
Low-birthweight babies	2013	7.3	2018	7.7	151	Unchanged
Uninsured children	2013	10.3	2018	6.1	2,518	👍
Overweight and obese 1st, 3rd & 6th grade students	2013-2014	28.2	2018-2019	26.2	1,630	👍
High school teens who used alcohol/drugs (past 30 days)	2014	34.6	2018	27.0	153	👍



**FAMILY &  
COMMUNITY**  
DOMAIN RANK  
**5**

	Baseline Year	%	Current Year	%	Number	Change
Children in single parent families	2009-2013	24.2	2014-2018	25.5	8,469	👎
Children living in high poverty areas	2009-2013	3.1	2014-2018	0.0	0	👍
Children with verified maltreatment (per 1,000)	2013-2014	7.5	2018-2019	9.9	394	👎
Youth contacts with the juvenile justice system (per 1,000)	2013-2014	19.2	2018-2019	16.9	311	👍

We all do better when Florida's children succeed. Find out how you can act locally and at the state level to ensure: (1) Children have access to health care; (2) Communities prevent child abuse, juvenile justice involvement, and substance abuse; and (3) Parents have educational and work opportunities that support their families.



[www.floridakidscount.org](http://www.floridakidscount.org)  
 /floridakidscount  @FLKidsCount  @flkidscount





# 2020 Florida Child Well-Being Index



Keeping a focus on where counties can make life better for our children & families

**ECONOMIC WELL-BEING**

	Baseline Year	%	Current Year	%	Number	Change
Children in poverty	2013	24.8	2018	20.0	831,420	👍
Unemployment rate	2014	6.3	2019	3.1	320,689	👍
High housing cost burden (>30% income spent)	2009-2013	41.4	2014-2018	35.5	2,705,684	👍
Teens not in school and not working	2009-2013	9.5	2014-2018	7.3	70,558	👍

**EDUCATION WELL-BEING**

	Baseline Year	%	Current Year	%	Number	Change
3 & 4 year old children not enrolled in school	2009-2013	49.6	2014-2018	48.6	222,270	Unchanged
4th grade students not proficient in English Language Arts	2014-2015	73	2018-2019	70	147,939	👍
8th grade students not proficient in math	2014-2015	81	2018-2019	79	103,199	👍
High school students not graduating on time	2013-2014	23.9	2018-2019	13.1	27,731	👍

**HEALTH WELL-BEING**

	Baseline Year	%	Current Year	%	Number	Change
Low-birthweight babies	2013	8.5	2018	8.7	19,271	Unchanged
Uninsured children	2013	11.9	2018	7.6	331,182	👍
Overweight and obese 1st, 3rd & 6th grade students	2013-2014	35.4	2018-2019	35.1	211,743	Unchanged
High school teens who used alcohol/drugs (past 30 days)	2014	36.3	2018	29.5	9,187	👍

**FAMILY & COMMUNITY**

	Baseline Year	%	Current Year	%	Number	Change
Children in single parent families	2009-2013	35.1	2014-2018	35.0	1,257,688	Unchanged
Children living in high poverty areas	2009-2013	14.1	2014-2018	9.9	410,752	👍
Children with verified maltreatment (per 1,000)	2013-2014	8.0	2018-2019	6.7	28,554	👍
Youth contacts with the juvenile justice system (per 1,000)	2013-2014	23.2	2018-2019	15.2	29,369	👍

We all do better when Florida's children succeed. Find out how you can act locally and at the state level to ensure: (1) Children have access to health care; (2) Communities prevent child abuse, juvenile justice involvement, and substance abuse; and (3) Parents have educational and work opportunities that support their families.