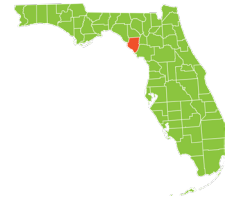


OVERALL COUNTY RANK


67

– 2020 FLORIDA CHILD WELL-BEING INDEX –

Dixie




Keeping a focus on where counties can make life better for our children & families



**ECONOMIC WELL-BEING**  
DOMAIN RANK  
**22**

	Baseline Year	%	Current Year	%	Number	Change
Children in poverty	2013	39.5	2018	31.1	935	👍
Unemployment rate	2014	7.4	2019	3.8	222	👍
High housing cost burden (>30% income spent)	2009-2013	27.6	2014-2018	16.4	1,069	👍
Teens not in school and not working	2009-2013	20.1	2014-2018	9.1	68	👍



**EDUCATION WELL-BEING**  
DOMAIN RANK  
**58**

	Baseline Year	%	Current Year	%	Number	Change
3 & 4 year old children not enrolled in school	2009-2013	74.4	2014-2018	76.1	324	👎
4th grade students not proficient in English Language Arts	2014-2015	78	2018-2019	76	131	👍
8th grade students not proficient in math	2014-2015	77	2018-2019	*	85	
High school students not graduating on time	2013-2014	12.2	2018-2019	9.4	13	👍



**HEALTH WELL-BEING**  
DOMAIN RANK  
**67**

	Baseline Year	%	Current Year	%	Number	Change
Low-birthweight babies	2013	6.4	2018	10.7	16	👎
Uninsured children	2013	10.8	2018	7.8	241	👍
Overweight and obese 1st, 3rd & 6th grade students	2013-2014	50.3	2018-2019	88.0	228	👎
High school teens who used alcohol/drugs (past 30 days)	2014	44.2	2018	40.4	67	👍



**FAMILY & COMMUNITY**  
DOMAIN RANK  
**60**

	Baseline Year	%	Current Year	%	Number	Change
Children in single parent families	2009-2013	32.2	2014-2018	36.9	807	👎
Children living in high poverty areas	2009-2013	0.0	2014-2018	32.4	988	👎
Children with verified maltreatment (per 1,000)	2013-2014	15.0	2018-2019	8.4	25	👍
Youth contacts with the juvenile justice system (per 1,000)	2013-2014	24.9	2018-2019	20.1	26	👍

We all do better when Florida’s children succeed. Find out how you can act locally and at the state level to ensure: (1) Children have access to health care; (2) Communities prevent child abuse, juvenile justice involvement, and substance abuse; and (3) Parents have educational and work opportunities that support their families.

\* Data are suppressed due to confidentiality.



[www.floridakidscount.org](http://www.floridakidscount.org)  
 /floridakidscount  @FLKidsCount  @flkidscount





# 2020 Florida Child Well-Being Index



Keeping a focus on where counties can make life better for our children & families

**ECONOMIC WELL-BEING**

	Baseline Year	%	Current Year	%	Number	Change
Children in poverty	2013	24.8	2018	20.0	831,420	👍
Unemployment rate	2014	6.3	2019	3.1	320,689	👍
High housing cost burden (>30% income spent)	2009-2013	41.4	2014-2018	35.5	2,705,684	👍
Teens not in school and not working	2009-2013	9.5	2014-2018	7.3	70,558	👍

**EDUCATION WELL-BEING**

	Baseline Year	%	Current Year	%	Number	Change
3 & 4 year old children not enrolled in school	2009-2013	49.6	2014-2018	48.6	222,270	Unchanged
4th grade students not proficient in English Language Arts	2014-2015	73	2018-2019	70	147,939	👍
8th grade students not proficient in math	2014-2015	81	2018-2019	79	103,199	👍
High school students not graduating on time	2013-2014	23.9	2018-2019	13.1	27,731	👍

**HEALTH WELL-BEING**

	Baseline Year	%	Current Year	%	Number	Change
Low-birthweight babies	2013	8.5	2018	8.7	19,271	Unchanged
Uninsured children	2013	11.9	2018	7.6	331,182	👍
Overweight and obese 1st, 3rd & 6th grade students	2013-2014	35.4	2018-2019	35.1	211,743	Unchanged
High school teens who used alcohol/drugs (past 30 days)	2014	36.3	2018	29.5	9,187	👍

**FAMILY & COMMUNITY**

	Baseline Year	%	Current Year	%	Number	Change
Children in single parent families	2009-2013	35.1	2014-2018	35.0	1,257,688	Unchanged
Children living in high poverty areas	2009-2013	14.1	2014-2018	9.9	410,752	👍
Children with verified maltreatment (per 1,000)	2013-2014	8.0	2018-2019	6.7	28,554	👍
Youth contacts with the juvenile justice system (per 1,000)	2013-2014	23.2	2018-2019	15.2	29,369	👍

We all do better when Florida's children succeed. Find out how you can act locally and at the state level to ensure: (1) Children have access to health care; (2) Communities prevent child abuse, juvenile justice involvement, and substance abuse; and (3) Parents have educational and work opportunities that support their families.