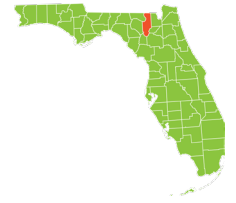


OVERALL COUNTY RANK


49

– 2020 FLORIDA CHILD WELL-BEING INDEX –

# Columbia




Keeping a focus on where counties can make life better for our children & families



**ECONOMIC WELL-BEING**  
DOMAIN RANK  
**65**

	Baseline Year	%	Current Year	%	Number	Change
Children in poverty	2013	29.5	2018	26.4	3,973	👍
Unemployment rate	2014	6.6	2019	3.2	966	👍
High housing cost burden (>30% income spent)	2009-2013	31.0	2014-2018	26.0	6,497	👍
Teens not in school and not working	2009-2013	15.0	2014-2018	28.4	993	👎



**EDUCATION WELL-BEING**  
DOMAIN RANK  
**23**

	Baseline Year	%	Current Year	%	Number	Change
3 & 4 year old children not enrolled in school	2009-2013	53.8	2014-2018	47.9	867	👍
4th grade students not proficient in English Language Arts	2014-2015	76	2018-2019	71	552	👍
8th grade students not proficient in math	2014-2015	82	2018-2019	91	398	👎
High school students not graduating on time	2013-2014	39.0	2018-2019	7.6	46	👍



**HEALTH WELL-BEING**  
DOMAIN RANK  
**43**

	Baseline Year	%	Current Year	%	Number	Change
Low-birthweight babies	2013	9.7	2018	10.3	84	Unchanged
Uninsured children	2013	10.3	2018	6.4	1,008	👍
Overweight and obese 1st, 3rd & 6th grade students	2013-2014	41.7	2018-2019	42.5	987	Unchanged
High school teens who used alcohol/drugs (past 30 days)	2014	30.0	2018	26.1	74	👍



**FAMILY & COMMUNITY**  
DOMAIN RANK  
**42**

	Baseline Year	%	Current Year	%	Number	Change
Children in single parent families	2009-2013	37.5	2014-2018	36.3	4,426	👍
Children living in high poverty areas	2009-2013	5.3	2014-2018	9.2	1,387	👎
Children with verified maltreatment (per 1,000)	2013-2014	20.0	2018-2019	8.9	133	👍
Youth contacts with the juvenile justice system (per 1,000)	2013-2014	23.6	2018-2019	17.8	118	👍

We all do better when Florida's children succeed. Find out how you can act locally and at the state level to ensure: (1) Children have access to health care; (2) Communities prevent child abuse, juvenile justice involvement, and substance abuse; and (3) Parents have educational and work opportunities that support their families.



[www.floridakidscount.org](http://www.floridakidscount.org)  
 /floridakidscount  @FLKidsCount  @flkidscount





# 2020 Florida Child Well-Being Index



Keeping a focus on where counties can make life better for our children & families

**ECONOMIC WELL-BEING**

	Baseline Year	%	Current Year	%	Number	Change
Children in poverty	2013	24.8	2018	20.0	831,420	👍
Unemployment rate	2014	6.3	2019	3.1	320,689	👍
High housing cost burden (>30% income spent)	2009-2013	41.4	2014-2018	35.5	2,705,684	👍
Teens not in school and not working	2009-2013	9.5	2014-2018	7.3	70,558	👍

**EDUCATION WELL-BEING**

	Baseline Year	%	Current Year	%	Number	Change
3 & 4 year old children not enrolled in school	2009-2013	49.6	2014-2018	48.6	222,270	Unchanged
4th grade students not proficient in English Language Arts	2014-2015	73	2018-2019	70	147,939	👍
8th grade students not proficient in math	2014-2015	81	2018-2019	79	103,199	👍
High school students not graduating on time	2013-2014	23.9	2018-2019	13.1	27,731	👍

**HEALTH WELL-BEING**

	Baseline Year	%	Current Year	%	Number	Change
Low-birthweight babies	2013	8.5	2018	8.7	19,271	Unchanged
Uninsured children	2013	11.9	2018	7.6	331,182	👍
Overweight and obese 1st, 3rd & 6th grade students	2013-2014	35.4	2018-2019	35.1	211,743	Unchanged
High school teens who used alcohol/drugs (past 30 days)	2014	36.3	2018	29.5	9,187	👍

**FAMILY & COMMUNITY**

	Baseline Year	%	Current Year	%	Number	Change
Children in single parent families	2009-2013	35.1	2014-2018	35.0	1,257,688	Unchanged
Children living in high poverty areas	2009-2013	14.1	2014-2018	9.9	410,752	👍
Children with verified maltreatment (per 1,000)	2013-2014	8.0	2018-2019	6.7	28,554	👍
Youth contacts with the juvenile justice system (per 1,000)	2013-2014	23.2	2018-2019	15.2	29,369	👍

We all do better when Florida's children succeed. Find out how you can act locally and at the state level to ensure: (1) Children have access to health care; (2) Communities prevent child abuse, juvenile justice involvement, and substance abuse; and (3) Parents have educational and work opportunities that support their families.



[www.floridakidscount.org](http://www.floridakidscount.org)  
 Facebook: /floridakidscount   Twitter: @FLKidsCount   Instagram: @flkidscount

