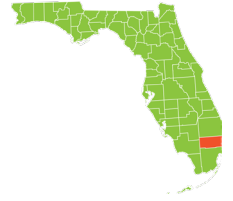


OVERALL COUNTY RANK


16

– 2020 FLORIDA CHILD WELL-BEING INDEX –

# Broward




## Keeping a focus on where counties can make life better for our children & families



**ECONOMIC WELL-BEING**  
DOMAIN RANK  
**46**

	Baseline Year	%	Current Year	%	Number	Change
Children in poverty	2013	19.5	2018	17.3	70,489	👍
Unemployment rate	2014	5.9	2019	3.0	31,706	👍
High housing cost burden (>30% income spent)	2009-2013	48.5	2014-2018	43.1	294,312	👍
Teens not in school and not working	2009-2013	8.0	2014-2018	6.1	5,456	👍



**EDUCATION WELL-BEING**  
DOMAIN RANK  
**12**

	Baseline Year	%	Current Year	%	Number	Change
3 & 4 year old children not enrolled in school	2009-2013	40.7	2014-2018	38.0	17,314	👍
4th grade students not proficient in English Language Arts	2014-2015	73	2018-2019	66	13,175	👍
8th grade students not proficient in math	2014-2015	75	2018-2019	78	9,578	👎
High school students not graduating on time	2013-2014	25.8	2018-2019	13.8	2,748	👍



**HEALTH WELL-BEING**  
DOMAIN RANK  
**20**

	Baseline Year	%	Current Year	%	Number	Change
Low-birthweight babies	2013	9.4	2018	9.6	2,113	Unchanged
Uninsured children	2013	13.1	2018	8.4	36,250	👍
Overweight and obese 1st, 3rd & 6th grade students	2013-2014	41.0	2018-2019	35.0	21,915	👍
High school teens who used alcohol/drugs (past 30 days)	2014	32.3	2018	27.2	154	👍



**FAMILY & COMMUNITY**  
DOMAIN RANK  
**35**

	Baseline Year	%	Current Year	%	Number	Change
Children in single parent families	2009-2013	35.2	2014-2018	36.1	128,250	Unchanged
Children living in high poverty areas	2009-2013	9.4	2014-2018	7.1	28,856	👍
Children with verified maltreatment (per 1,000)	2013-2014	6.7	2018-2019	5.4	2,167	👍
Youth contacts with the juvenile justice system (per 1,000)	2013-2014	16.5	2018-2019	10.5	1,897	👍

We all do better when Florida's children succeed. Find out how you can act locally and at the state level to ensure: (1) Children have access to health care; (2) Communities prevent child abuse, juvenile justice involvement, and substance abuse; and (3) Parents have educational and work opportunities that support their families.



[www.floridakidscount.org](http://www.floridakidscount.org)  
 /floridakidscount  @FLKidsCount  @flkidscount





# 2020 Florida Child Well-Being Index



Keeping a focus on where counties can make life better for our children & families

**ECONOMIC WELL-BEING**

	Baseline Year	%	Current Year	%	Number	Change
Children in poverty	2013	24.8	2018	20.0	831,420	👍
Unemployment rate	2014	6.3	2019	3.1	320,689	👍
High housing cost burden (>30% income spent)	2009-2013	41.4	2014-2018	35.5	2,705,684	👍
Teens not in school and not working	2009-2013	9.5	2014-2018	7.3	70,558	👍

**EDUCATION WELL-BEING**

	Baseline Year	%	Current Year	%	Number	Change
3 & 4 year old children not enrolled in school	2009-2013	49.6	2014-2018	48.6	222,270	Unchanged
4th grade students not proficient in English Language Arts	2014-2015	73	2018-2019	70	147,939	👍
8th grade students not proficient in math	2014-2015	81	2018-2019	79	103,199	👍
High school students not graduating on time	2013-2014	23.9	2018-2019	13.1	27,731	👍

**HEALTH WELL-BEING**

	Baseline Year	%	Current Year	%	Number	Change
Low-birthweight babies	2013	8.5	2018	8.7	19,271	Unchanged
Uninsured children	2013	11.9	2018	7.6	331,182	👍
Overweight and obese 1st, 3rd & 6th grade students	2013-2014	35.4	2018-2019	35.1	211,743	Unchanged
High school teens who used alcohol/drugs (past 30 days)	2014	36.3	2018	29.5	9,187	👍

**FAMILY & COMMUNITY**

	Baseline Year	%	Current Year	%	Number	Change
Children in single parent families	2009-2013	35.1	2014-2018	35.0	1,257,688	Unchanged
Children living in high poverty areas	2009-2013	14.1	2014-2018	9.9	410,752	👍
Children with verified maltreatment (per 1,000)	2013-2014	8.0	2018-2019	6.7	28,554	👍
Youth contacts with the juvenile justice system (per 1,000)	2013-2014	23.2	2018-2019	15.2	29,369	👍

We all do better when Florida's children succeed. Find out how you can act locally and at the state level to ensure: (1) Children have access to health care; (2) Communities prevent child abuse, juvenile justice involvement, and substance abuse; and (3) Parents have educational and work opportunities that support their families.



[www.floridakidscount.org](http://www.floridakidscount.org)  
 Facebook: /floridakidscount   Twitter: @FLKidsCount   Instagram: @flkidscount

