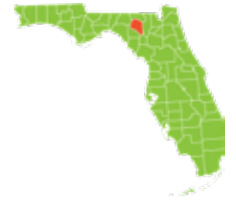



OVERALL COUNTY RANK

43

– 2019 FLORIDA CHILD WELL-BEING INDEX –  
**Suwannee County**




**Keeping a focus on where counties can make life better for our children & families**



**ECONOMIC WELL-BEING**  
 DOMAIN RANK  
**17**

	Baseline Year	%	Current Year	%	Number	Change
Children in poverty	2012	41.4	2017	30.0	2,728	👍
Unemployment rate	2012	8.0	2017	4.3	770	👍
High housing cost burden (>30% income spent)	2008-2012	29.6	2013-2017	21.8	3,341	👍
Teens not in school and not working	2008-2012	12.3	2013-2017	5.6	101	👍



**EDUCATION WELL-BEING**  
 DOMAIN RANK  
**54**

	Baseline Year	%	Current Year	%	Number	Change
3 & 4 year old children not enrolled in school	2008-2012	58.4	2013-2017	62.4	793	👎
4th grade students not proficient in English Language Arts	2014-2015	83	2017-2018	81	373	👍
8th grade students not proficient in math	2014-2015	97	2017-2018	98	211	👎
High school students not graduating on time	2012-2013	40.5	2017-2018	3.8	13	👍



**HEALTH WELL-BEING**  
 DOMAIN RANK  
**35**

	Baseline Year	%	Current Year	%	Number	Change
Low-birthweight babies	2012	7.0	2017	11.3	48	👎
Uninsured children	2011	13.2	2016	8.0	752	👍
Overweight and obese 1st, 3rd & 6th grade students	2012-2013	37.7	2017-2018	35.9	561	👍
High school teens who used alcohol/drugs (past 30 days)	2014	36.9	2018	27.8	92	👍



**FAMILY & COMMUNITY**  
 DOMAIN RANK  
**32**

	Baseline Year	%	Current Year	%	Number	Change
Children in single parent families	2008-2012	33.1	2013-2017	35.7	2,795	👎
Children living in high poverty areas	2008-2012	0.0	2013-2017	3.7	349	👎
Children with verified maltreatment (per 1,000)	2012-2013	11.2	2017-2018	8.0	76	👍
Youth contacts with the juvenile justice system (per 1,000)	2012-2013	32.4	2017-2018	21.6	95	👍

We all do better when Florida's children succeed. Find out how you can act locally and at the state level to ensure: (1) Children have access to health care; (2) Communities prevent child abuse, juvenile justice involvement, and substance abuse; and (3) Parents have educational and work opportunities that support their families.



[www.floridakidscount.org](http://www.floridakidscount.org)  
 /floridakidscount @FLKidsCount





# 2019 Florida Child Well-Being Index



Keeping a focus on where communities can make life better for our children & families

## ECONOMIC WELL-BEING

	Baseline Year	%	Current Year	%	Number	Change
Children in poverty	2012	25.6	2017	20.6	850,924	👍
Unemployment rate	2012	8.5	2017	4.2	424,223	👍
High housing cost burden (>30% of income spent)	2008-2012	42.5	2013-2017	36.1	2,712,928	👍
Teens not in school and not working	2008-2012	9.6	2013-2017	7.7	73,002	👍

## EDUCATION WELL-BEING

	Baseline Year	%	Current Year	%	Number	Change
3 & 4 year old children not enrolled in school	2008-2012	49.4	2013-2017	49.5	223,989	Unchanged
4th grade students not proficient in English Language Arts	2014-2015	73	2017-2018	71	153,187	👍
8th grade students not proficient in math	2014-2015	81	2017-2018	80	104,397	👍
High school students not graduating on time	2012-2013	24.4	2017-2018	13.9	29,124	👍

## HEALTH WELL-BEING

	Baseline Year	%	Current Year	%	Number	Change
Low-birthweight babies	2012	8.6	2017	8.8	19,699	Unchanged
Uninsured children	2011	12.5	2016	6.6	282,464	👍
Overweight and obese 1st, 3rd & 6th grade students	2012-2013	40.2	2017-2018	34.5	205,359	👍
High school teens who used alcohol/drugs (past 30 days)	2014	36.3	2018	29.5	9,187	👍

## FAMILY & COMMUNITY

	Baseline Year	%	Current Year	%	Number	Change
Children in single parent families	2008-2012	34.6	2013-2017	35.3	1,258,424	Unchanged
Children living in high poverty areas	2008-2012	12.4	2013-2017	11.2	458,646	👍
Children with verified maltreatment (per 1,000)	2012-2013	8.0	2017-2018	7.5	31,585	Unchanged
Youth contacts with the juvenile justice system (per 1,000)	2012-2013	26.3	2017-2018	16.4	31,206	👍

We all do better when Florida's children succeed. Find out how you can act locally and at the state level to ensure: (1) Children have access to health care; (2) Communities prevent child abuse, juvenile justice involvement, and substance abuse; and (3) Parents have educational and work opportunities that support their families.



[www.floridakidscount.org](http://www.floridakidscount.org)  
 /floridakidscount @FLKidsCount



UNIVERSITY OF SOUTH FLORIDA